

PRAIRIE ELEMENTARY BULLDOG TRACKS

David Engelking, Principal
November 2017

**BUDDY SAYS
"READ FOR 20
MINUTES
EVERY DAY"**



UPCOMING EVENTS

| | |
|--|----------------|
| AWARDS ASSEMBLY | NOV 3 |
| GIFTED STUDENT PARENT NIGHT AT LEARNING CTR 6-6:45 P.M. | NOV 9 |
| VETERAN'S DAY NO SCHOOL | NOV 10 |
| 3RD & 5TH MUSIC PROGRAM 6:00-8:30 P.M. CAMPUS AUDITORIUM | NOV 16 |
| PRAIRIE NIGHT AT HAYSVILLE SONIC 5-8 P.M. | NOV 16 |
| FOURTH GRADE TO DERBY THEATRE 9:30-11:45 | NOV 21 |
| THANKSGIVING BREAK NO SCHOOL | NOV 22, 23, 24 |

www.behavioradvisor.com
Free online resource for
tips to help deal with
challenging behavior at
home and school



LITERACY FIRST

What does retelling, summarizing, main idea, predicting, clarifying and questioning all have in common? These are essential comprehension skills that every child needs in order to understand the text that they read.

Teachers use a variety of tools to help your child comprehend such as graphic organizers, modeling 'think-alouds' while reading, activating their prior knowledge to help 'hook' your child to the text and asking higher-level thinking questions.

Some ways you can help your child comprehend the stories or passages they are reading are to start with that emotional hook. Ask your child why they chose the book they picked out at the library or MIRP. What do they know about the topic or some key vocabulary words? Model a 'think-aloud' such as "I'm wondering why there is an empty

lake on the front cover..." Ask your child to identify some words that they might need clarified. Have them predict what will happen before they start the next chapter.

Showing an interest and engaging in your child's reading will help cement those comprehension skills and instill a love for reading.

If you have any questions about Literacy First, please feel free to contact your child's teacher, myself, or check out the official website: www.literacyfirst.com

Marnie Trotter
Learning Facilitator



PTO UPDATE

Thank you to the parents who helped support our teachers during parent teacher conferences by sending in a bag of chips! The winner of the movie basket was Mya in Ms. De-Camp's class.

Great job to the students who

participated in the fundraiser; we had a great turnout!

If you would like to come to a PTO meeting, they are held the 3rd Thursday of each month at 6:00 p.m. in the cafeteria.

COUNSELOR'S CORNER

We can help children grow healthy brains by following these six steps:

1. Help Me Make Connections: Spending quality time with your child can increase your child's brain power. Talk, hug, sing, read, play and explore the world together.
2. Be There For Me: Your child needs you to love them, comfort them and encourage them. Provide a safe, nurturing environment for them.
3. Understand the Building Blocks of My Brain: A child's brain develops from the bottom up. Children who watch more television during the first three years of life are more likely to have problems with attention deficit disorders when they are 7 to 9 years old.
4. Build My Self-Esteem: Give your child opportunities to succeed at new tasks and develop skills. Encouraging words can boost your child's confidence and ability to face challenges.
5. I Need to Feel Safe: Create a safe home by providing a predictable and stable environment. Children that grow up in fear and chaos often have problems paying attention, sitting still and controlling their emotions.
6. Keep Being There! Teens need parents and caregivers in their lives more than ever to help them finish building their brains. How teens spend their time matters.

Linda Burgess Chamberlain, PHD, MPH

PANDO INITIATIVE (FORMALLY CIS)

The Salvation Army is hosting their Warm Hearts winter clothing distribution on Monday, November 6th and Tuesday, November 7th from 10:00 a.m. – 4:00 p.m. To take advantage of this opportunity, you must bring proof of I.D. for each member in the household. The distribution will take place at 350 N. Market in Wichita. They will be giving away free coats, sweaters and blankets. They will also be signing families up to receive Christmas assistance. Families that are interested in Christmas assistance need to bring proof of I.D. for everyone in the household, proof of in-

come, proof of address and gift ideas for children ages 16 years old and under. For more information, please call 263-2769.

Applications for Christmas assistance through Haysville Community Outreach will be taken on Saturday, November 11th from 1:00 – 3:00 p.m. at the West Haysville Baptist Church, located at 141 N. Lamar in Haysville. Applicants must bring proof of identification, social security card for each member living in the household, proof of income for the last 60 days for each adult member of the household (2

months of payroll check, SRS/Social Security statement, medical cards, copies of unemployment checks, etc.), proof of address (current drivers license or utility bill mailed in the last 30 days) and proof of expenditures (utilities, car payment, mortgage, rent, etc.)







USD 261 does not discriminate on the basis of race, color, national origin, sex, disability, or age in its programs and activities. The following person has been designated to handle inquiries regarding the non-discrimination policies: Dr. Michael Clagg, Assistant Superintendent for Personnel, 1745 W Grand, Haysville, KS, 67060, 316-554-2200





PRAIRIE ELEMENTARY LIBRARY BOOK-CARE HABITS

Establishing good habits is important no matter what task you must complete. Whether you are caring for a pet, helping around the house, or working on school work, doing a task well is always a good idea. Taking care of library books is always a good idea, too. If we all practice good book-care habits, the books we borrow from the library will stay in good condition. Then other students can benefit from them, too. Let's review the habits we should practice so that we care for our library books correctly.



1. Keep books clean and dry.

-  Be sure your hands are clean before handling books—no dirty or sticky fingers, please.
-  Keep books away from food and drinks.
-  Protect books from the rain.
-  Put books carefully and safely into a book bag or backpack.




2. Treat books with care.

-  Turn pages slowly to avoid tears. Use a push motion, rather than a pull.
-  Use a bookmark to save your place—no marks on pages, dog-eared corners, face-down positions, or bulky items as bookmarks, please.
-  Keep pages free of marks, drawings, and writing—no stickers or markers, crayons, and other writing instruments to add to what is already in a book.
-  Keep books in a safe place at home.
 - Keep books out of the reach of pets and small children.
 - Pick one special place to keep books so that you can find them easily.

3. Bring books back when they are due.


-  Books check out for one week at a time. Bring your books back each week, even if you need more time; just recheck it.
-  Chapter books can be renewed three times. Additional time can be allowed as long as no one else has placed a hold on the book.

4. Tell the library staff if the book is damaged and needs to be repaired.

-  Please let us repair books.
 - We have special tools and special supplies to repair books.
 - Regular tape and regular glue can actually cause additional damage to the book.
-  If the book is damaged beyond repair and has to be withdrawn from the collection, parents will have to pay to replace the book.
-  Library fines must be paid before the book is taken off your account; that means your child will not be able to check out another book until you have paid your fine.

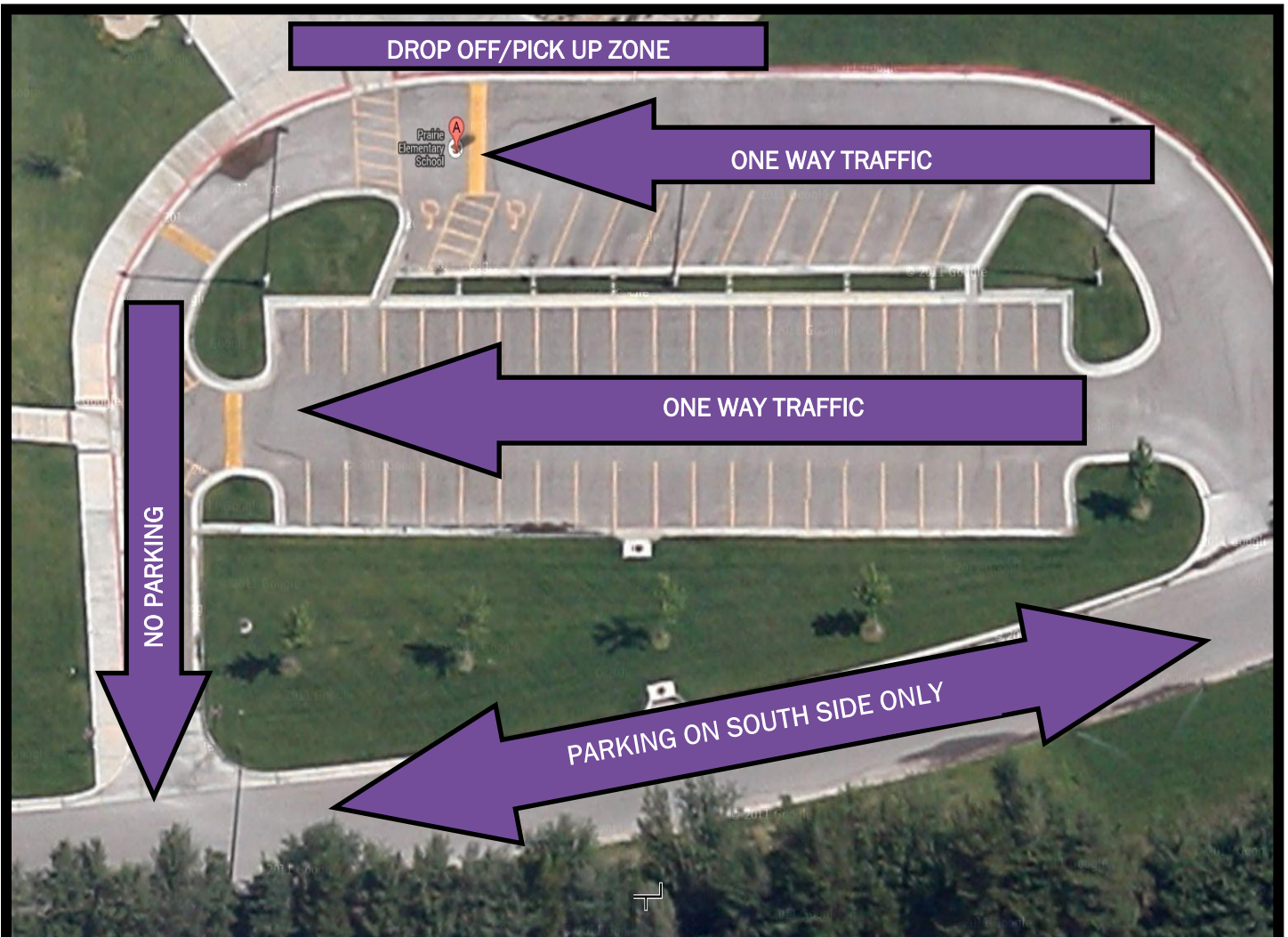
We want students to take good care of our library books and return them in good condition so that other students can enjoy them and so that parents never have to pay for a library book. *Mrs. Vance*

Sincerely,
Mrs. Vance
Teacher-Librarian/Library Media Specialist
dvance@usd261.com



**Be wise.
Take care
of your
library books!**

SOUTH PARKING LOT AT PRAIRIE



Parking Procedures

Student safety is our first priority at Prairie. We want to make sure students are able to enter and exit the building in a safe and orderly manner each and every day.

- * Our school buses need to have an unobstructed path to enter and exit school property. Patrons can assist by parking in the parking stalls.
- * If you do not leave your vehicle to drop off or pick up, please use the driveway closest to the front doors. We do not want children running through lines of traffic to reach your vehicle.
- * If exiting your vehicle to drop off, please park and walk your child(ren) into the school or up to the front doors.
- * If exiting your vehicle to pick up, please park and walk up to the front entrance to pick up your child. Use the designated cross-walk area whenever possible.
- * Lastly, please be respectful of our staff who are monitoring arrival and dismissal.