

OATVILLE


ELEMENTARY

4335 S.HOOVER RD.

Wichita, KS 67215

316-554-2290

School Hours 8:25-3:50



Volume 6 Issue 3

Natalie Lightcap

Principal

November

Calendar

9th-National STEAM Day

**11th-Veterans Day-No
School**

**19th-Jostens Picture Re-
takes/New Students**

**15th-19th-Food Drive
Week**

**19th-Gifted Field Trip-
The Learning Center**

**22nd-26th Thanksgiving
break-No School**

Oatville T-shirts

*We have t-shirts from pre-
vious years for sale in the
office for \$5.00.*

*We also have a few extra t-
shirts and baseball tees
from this year's sale,
Please call the office for
prices.*

TENT-A-PALOOZA FOOD DRIVE

Please help us fill a tent with non-perishable food items

November 15th - November 19th

Items needed: canned vegetables and fruits, peanut butter, jelly, cereal, rice, beans, pasta, and etc.


*The classroom with the most items collected will earn a Class S'mores Party!

**The student from each grade level that brings the most items will have the opportunity to pick a staff member to pie in the face.

Who looks delicious with a PIE IN THE FACE?

Oatville Yearbooks

Yearbooks on sale online and order now through 12/12/21 for \$14.00. After that from 12/12/21-2/18/22 for \$16.00. And after 2/19/22 yearbooks will be \$18.00 @jostens.com.



PICK UP/DROP OFF RULES

*If you have to put your car in park and get out for any reason, please pull into a parking spot.

*Please use the crosswalk to walk your students to the door or picking them up.

*If your child needs help with a seatbelt, jacket, shoes, or your goodbye ritual including multiple kisses, hugs, tears, and secret handshakes, please pull into a parking spot.

*Please do not park your car in the fire lane for any reason.

*Please do not be on your cell phone during drop-off/pick-up.

*Parents should avoid standing in the RED area by the front door. This is our safety space for students and staff ONLY.



Follow Oatville Elementary on Facebook!

The image shows a screenshot of the Facebook page for Oatville Elementary. At the top, there's a search bar with the text 'SEARCH FOR US ON FACEBOOK' and a magnifying glass icon. The page header includes the school's name 'Oatville Elementary' and navigation icons for home, messages, and notifications. The main content area features a collage of photos: a student at a computer, a group of students, a teacher and student, and a student reading. A central graphic reads 'TODAY'S LEARNERS TOMORROW'S LEADERS'. Below the photos is the school's profile picture, name 'Oatville Elementary', and location 'Oatville Elementary - Elementary School'. A blue 'Follow' button is highlighted with a callout box that says 'FOLLOW TO RECEIVE NOTIFICATIONS STRAIGHT TO YOUR PHONE!'. At the bottom, a 'Like' button is highlighted with a callout box that says 'CLICK HERE TO "/>

Hello Oatville Families! Like and Follow to stay up to date on School News & Events, Good Things, Classroom Happenings, and much more!

FLUENCY


tips for parents



Have your child track the words while you read the text aloud. Then, have your child read the same text to you.



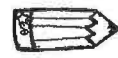
Allow your child to read his or her favorite books over and over again. Encourage your child to work on improving smoothness and reading with expression.



Read a page from a book aloud to your child. Then, have your child read the same page to you while trying to match his or her voice to yours.



Remind your child to look for periods and commas while reading and to briefly pause when coming to one of these punctuation marks.



Have your child read aloud as often as possible. Your child should be reading aloud to you at least once per day. He or she can read recipes, captions for a TV show, or signs seen when riding in the car. The possibilities are endless!



Provide your child with audio books to listen to so that he or she can hear fluent reading and become familiar with what it sounds like.



Make sure your child has access to books that he or she enjoys reading. He or she is more likely to want to practice reading if he or she has books they love. The public library is a great place to get books to read at home for free.



Most importantly, be positive and encourage your child. He or she may become easily frustrated with reading. Remind your child that you and his or her teacher are working closely together to help him or her become a better reader.



Reading Fluency is defined as the ability to decode text with accuracy, automaticity and prosody, the appropriate use of phrasing and expression to convey meaning. That being said, why is this single reading component so highly recognized and emphasized in the field of reading education today? Research continues to reaffirm the importance of oral reading fluency and its correlation to increased reading comprehension. See below for some tips to encourage reading fluently and reading aloud at home.

The staff at Oatville encourages your child to read & practice their fluency at home-Whether at night, over the weekends, and on holiday breaks. Our hope is for your child to develop a life-long love of reading and learning!

Stephanie High
Oatville Learning Facilitator

Taking it home: Teamwork



1. ENGAGE

I am Grateful for you! Create a culture of appreciation and gratitude at home by celebrating the best in each family member all month. What you give attention to grows! On a sticky note or small piece of paper, write one thing each day that you appreciate about your child and post it on their bedroom door. By doing this you will plant seeds in their heads and hearts to help them see good things about themselves.



2. EMPOWER

Find the Good! You may have noticed at school your child has an opportunity to share Good Things happening in their life. Continue to develop this leadership skill at home! At dinner or before bed, ask each member to share something good about their day. Not only can we foster positive thinking and an attitude of gratitude, but your family will also learn more about each other as you continue to grow your team!

When it comes to building a healthy campus culture, the goal is not to expect perfect behavior all of the time. The goal is to create a team that works together toward group goals and a shared purpose. We as adults have the unique opportunity to help our children grow by modeling gratefulness, encouraging them to acknowledge the positive moments each day, and creating opportunities for them to affirm and build others up. If we learn to see and celebrate the good in each other, even in difficult times, we will inevitably grow as a team...better together!



3. EXCEL

Affirm Daily! Practice growing as a family through positive affirmations. At dinner, or at some point during the day, give affirmations to each other and share the good things you see. Take it to the next level and think of someone outside of your family who you could affirm. Challenge each member of the family to handwrite a note to thank that person and send them in the mail.

CONVERSATION STARTERS

- What is the best affirmation or compliment that someone has ever given you?
- What are some things we are lucky to have, but at times find ourselves complaining about?
- What is your favorite family memory?

