

Parents/guardians,

In an effort to provide families options for free COVID-19 testing, the district will start providing free PCR testing on Sundays. The district will begin Sunday testing on October 17th. Sunday testing will be available to USD 261 students and/or staff who are participating in in-school quarantine and need testing in order to return to school on Monday.

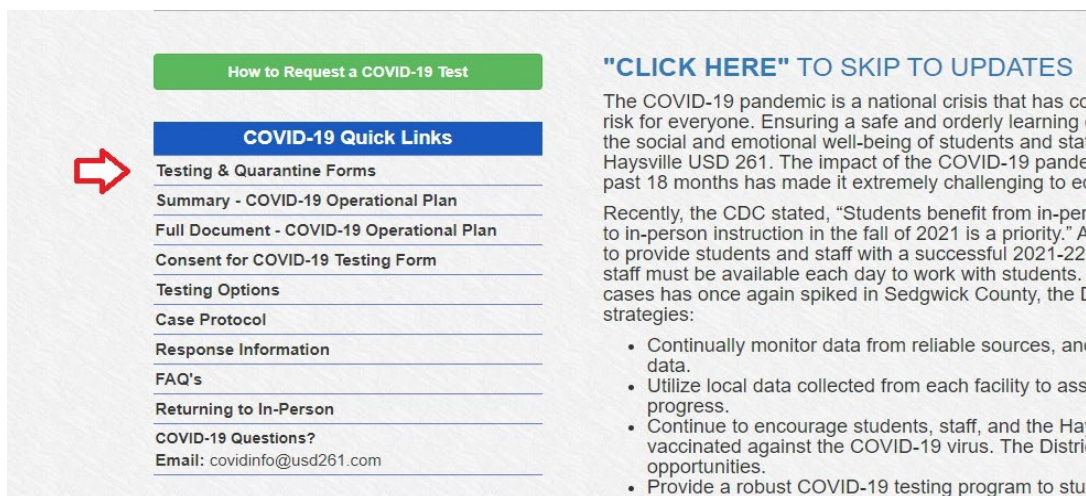
Starting Sunday, October 17th, the district will conduct rapid PCR tests from 1 p.m. to 2:30 p.m. at the Administration Building (1745 W. Grand). Please note families must schedule an appointment prior to receiving the COVID 19 test. Due to the limited appointment slots available, students and staff must schedule an appointment to be tested.

Individuals who are tested will be notified of their results on the same day they are tested. The daily drive-thru testing at the Administration Building will continue as scheduled, Monday through Friday from 8 a.m. - 3 p.m. however, testing on Fridays will end at Noon.

The district will continue to monitor local, school, and county data and adjust our COVID procedures as necessary. If you have any additional questions regarding the new Sunday testing procedures, please contact the health services staff at (316) 554-2200 or covidinfo@usd261.com.

How to schedule a Sunday testing appointment.

1. Go to the district's [website](#) and click on the link for "Testing & Quarantine Forms".



The screenshot shows a website interface with a green header button that says "How to Request a COVID-19 Test". Below it is a blue "COVID-19 Quick Links" section with a red arrow pointing to the "Testing & Quarantine Forms" link. Other links in the list include "Summary - COVID-19 Operational Plan", "Full Document - COVID-19 Operational Plan", "Consent for COVID-19 Testing Form", "Testing Options", "Case Protocol", "Response Information", "FAQ's", and "Returning to In-Person". At the bottom of the list, it says "COVID-19 Questions?" and "Email: covidinfo@usd261.com". To the right of the quick links is a blue button that says "CLICK HERE" TO SKIP TO UPDATES. Below the button is a paragraph of text about the COVID-19 pandemic and a list of strategies.

How to Request a COVID-19 Test

COVID-19 Quick Links

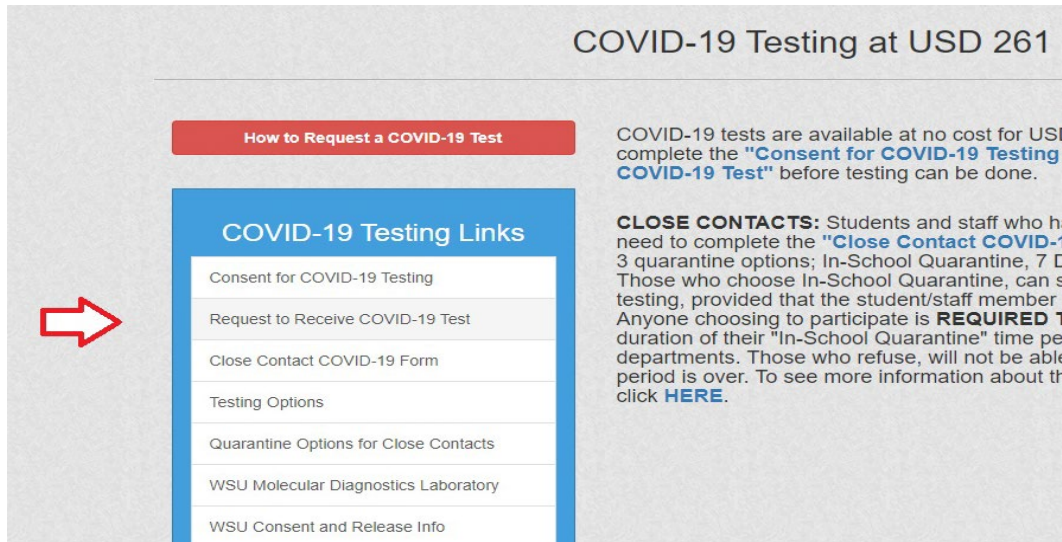
- Testing & Quarantine Forms
- Summary - COVID-19 Operational Plan
- Full Document - COVID-19 Operational Plan
- Consent for COVID-19 Testing Form
- Testing Options
- Case Protocol
- Response Information
- FAQ's
- Returning to In-Person
- COVID-19 Questions?
- Email: covidinfo@usd261.com

"CLICK HERE" TO SKIP TO UPDATES

The COVID-19 pandemic is a national crisis that has created a high level of risk for everyone. Ensuring a safe and orderly learning environment is the social and emotional well-being of students and staff at Haysville USD 261. The impact of the COVID-19 pandemic over the past 18 months has made it extremely challenging to educate our students. Recently, the CDC stated, "Students benefit from in-person instruction in the fall of 2021 is a priority." A goal of the district is to provide students and staff with a successful 2021-22 school year. Staff must be available each day to work with students. As the number of COVID-19 cases has once again spiked in Sedgwick County, the district is implementing the following strategies:

- Continually monitor data from reliable sources, and use that data.
- Utilize local data collected from each facility to assess progress.
- Continue to encourage students, staff, and the community to get vaccinated against the COVID-19 virus. The District will provide opportunities.
- Provide a robust COVID-19 testing program to support the district's goals.

2. Once you have completed your testing consent forms, select “Request to Receive COVID-19 Test”.



COVID-19 Testing at USD 261

How to Request a COVID-19 Test

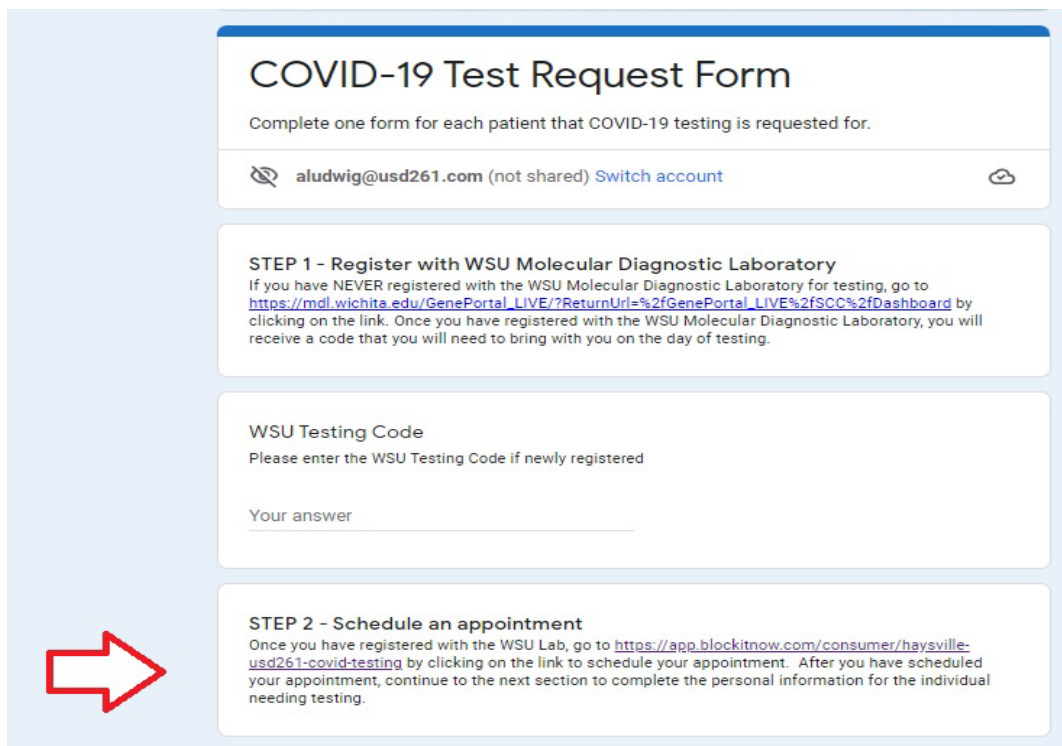
COVID-19 Testing Links

- Consent for COVID-19 Testing
- Request to Receive COVID-19 Test
- Close Contact COVID-19 Form
- Testing Options
- Quarantine Options for Close Contacts
- WSU Molecular Diagnostics Laboratory
- WSU Consent and Release Info

COVID-19 tests are available at no cost for USD 261 students. To complete the "Consent for COVID-19 Testing COVID-19 Test" before testing can be done.

CLOSE CONTACTS: Students and staff who have had close contact with a COVID-19 positive individual need to complete the "Close Contact COVID-19 Testing" form. There are 3 quarantine options; In-School Quarantine, 7 Days Home Quarantine, and Out-of-School Quarantine. Those who choose In-School Quarantine, can still attend school and receive COVID-19 testing, provided that the student/staff member completes the form. Anyone choosing to participate is **REQUIRED** to complete the 7-day duration of their "In-School Quarantine" time period. Those who refuse, will not be able to attend school during this period. To see more information about this process, click [HERE](#).

3. Click the link to schedule your appointment.



COVID-19 Test Request Form

Complete one form for each patient that COVID-19 testing is requested for.

aludwig@usd261.com (not shared) [Switch account](#)

STEP 1 - Register with WSU Molecular Diagnostic Laboratory
If you have NEVER registered with the WSU Molecular Diagnostic Laboratory for testing, go to https://mdl.wichita.edu/GenePortal_LIVE/?ReturnUrl=%2fGenePortal_LIVE%2fSCC%2fDashboard by clicking on the link. Once you have registered with the WSU Molecular Diagnostic Laboratory, you will receive a code that you will need to bring with you on the day of testing.

WSU Testing Code
Please enter the WSU Testing Code if newly registered


Your answer _____

STEP 2 - Schedule an appointment
Once you have registered with the WSU Lab, go to <https://app.blockitnow.com/consumer/haysville-usd261-covid-testing> by clicking on the link to schedule your appointment. After you have scheduled your appointment, continue to the next section to complete the personal information for the individual needing testing.



- To schedule an appointment on a Sunday, you must select the “show weekends” button.

Schedule an Appointment

> Q Search For Appointment Times

Any Language Jump To Date SHOW WEEKENDS: 


Next Available All Locations

	TUE OCT 12	WED OCT 13	THU OCT 14	FRI OCT 15	SAT OCT 16	SUN OCT 17	MON OCT 18	>
 Station 01 Drive-Thru Testing	1:00 PM	8:15 AM	8:00 AM	—	—	1:00 PM	8:00 AM	
	1:15 PM	8:30 AM	8:15 AM	—	—	1:15 PM	8:15 AM	

- Finally, return to the rest request form and click the “Next” button to finish your consent form.

STEP 2 - Schedule an appointment
Once you have registered with the WSU Lab, go to <https://app.blockitnow.com/consumer/haysville-usd261-covid-testing> by clicking on the link to schedule your appointment. After you have scheduled your appointment, continue to the next section to complete the personal information for the individual needing testing.

Prior to the Appointment
Be sure the person testing has nothing to eat or drink for 30 minutes before testing.



Never submit passwords through Google Forms.

This form was created inside of Usd261.com. [Report Abuse](#)